



PARASURE

Parametric Assurance Systems

**Standard Lumen PCD
PS1620P**

Instructions for the performance assessment of washer-disinfectors

ParaSure CEI (PS1600) for MIS instruments
using the Parasure Standard Lumen PCD (PS1620P)

Field of application:

The ParaSure CEI (PS1600) cleaning indicator is designed for the validation and the routine monitoring of the cleaning efficacy of cleaning and disinfection processes in washer disinfectors for hollowware and minimally invasive surgery (MIS) instruments. The ParaSure CEI is a cleaning indicator made of stainless steel (V4A), which is contaminated with test soil (blood and additives), according to TS EN ISO 15883 - 5.

Conducting of the test procedure:







1. Open the ParaSure Standard Lumen PCD (Process Challenge Device) (PS1620P) by turning the cap.
2. Take the cleaning indicator ParaSure CEI out of the pouch and insert it into the holding slot. Then put the cap back onto the PCD.
3. Attach the PCD tube to a representative cleaning nozzle of the charging basket for MIS.
4. Put the charging basket in the washer-disinfector. Check the program and start it.
5. Once the cleaning cycle is completed, take the ParaSure CEI cleaning indicator out of the PCD and assess the cleaning performance visually.
6. Compare the indicator with the pictures of the assessment aid overleaf:

No residue of test soil = Cleaning process successful

Residue of the test soil visible = Cleaning process not successful

7. Note down the result of the visual assessment on the batch control form and release or do not release the load, according to the result of the test.
 8. After the assessment the indicator can be disposed with domestic waste.
-

Assessment Aid for Cleaning Efficacy Indicators (CEIs)

Result	Assessment	Action needed
	Reference indicator: Spot of test soil completely visible	
INSUFFICIENT CLEANING PROCESS:		
	Spot of test soil completely visible	Do not release batch!
	Spot of test soil visible	Check load, temperature, dosage and time.
	Spot of test soil visible	Repeat test.
	Spot of test soil slightly visible	In case of repeated insufficient cleaning, call service technician.
SUCCESSFUL CLEANING PROCESS:		
	Spot of test soil completely removed	Release batch. No further action needed.



Notice:

The cleaning indicator ParaSure CEI is intended only for use with the specific process challenge devices. Otherwise valid results can not be warranted.

Address: ParaSure Limited, Units B10/11, Oakendene Estate, Bolney Rd, Cowfold, West Sussex, RH13 8AZ

be sure...be ParaSure

www.parasure.co.uk